



Summary Feedback

ST1 – ST4 Teaching Programme 2023

DKT FRCR 2B Viva (Session 23)

(22nd June 2023)

Delivered By:

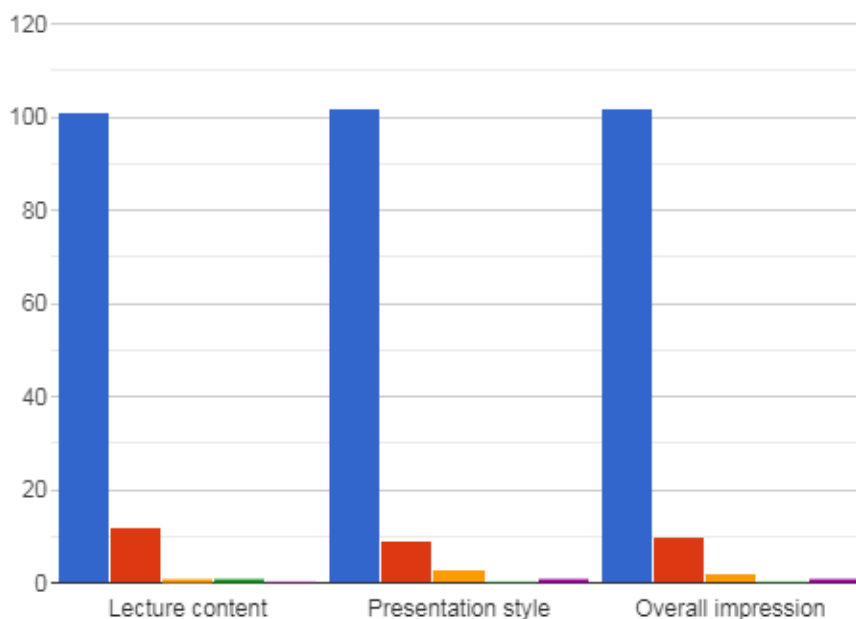
(Muhammad Iftikhar Rashid)

Summary Points:

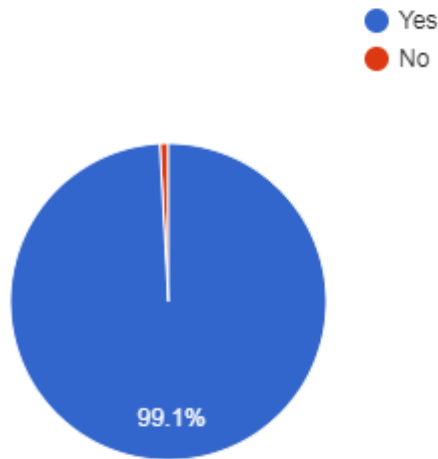
- ST1-ST4 teaching programme 2023 – Viva Session 23: 2 hours teaching time
- Total Attendees: 288 from 33 Countries (Australia, Bahrain, Bangladesh, Canada, China, Dominica, Egypt, Ghana, Hong Kong, India, Indonesia, Iraq, Jordan, Kenya, Libya, Malaysia, Mauritius, Myanmar, Nepal, Nigeria, Oman, Pakistan, Qatar, Saudi Arabia, South Africa, Sri Lanka, Sudan, Türkiye, UAE, UK, Yemen, Zambia, Zimbabwe).
- Total feedback received from 115 participants

Please rate the following aspects of the session

Excellent Very good Good Satisfactory
Poor



Did you find it useful
115 responses



Testimonials

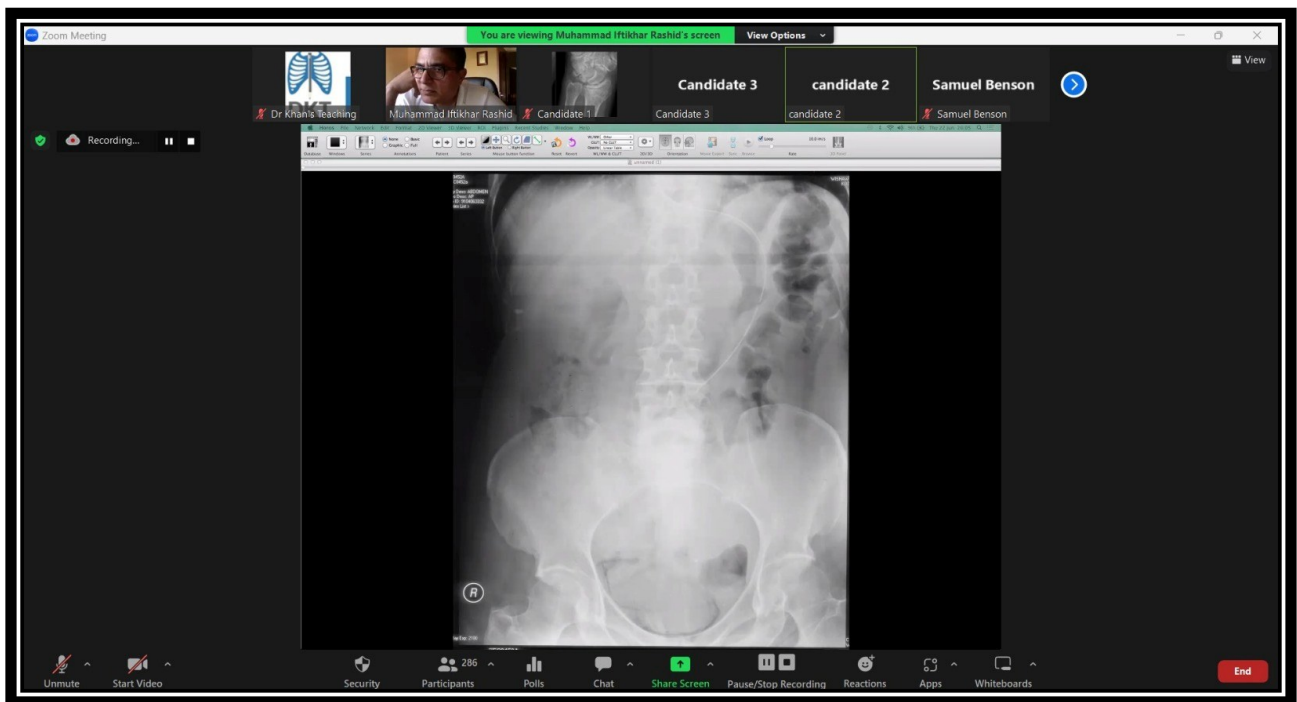
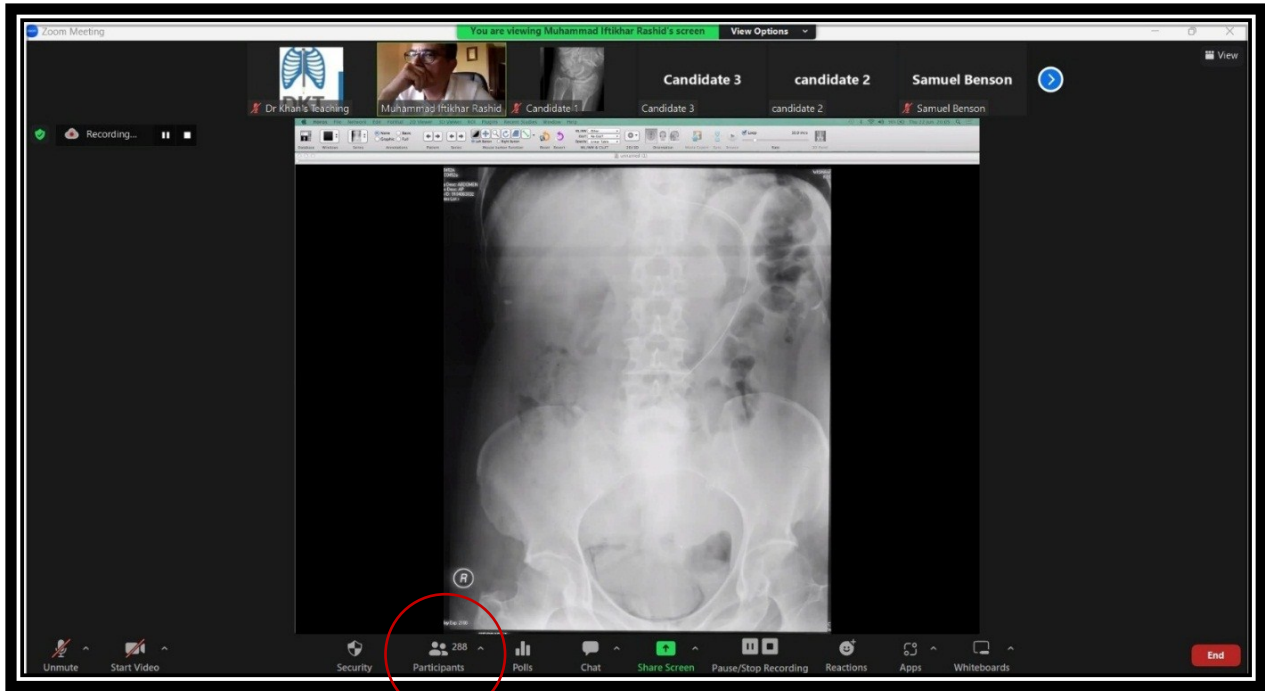
- Excellent teaching session (Algeria).
- Excellent radiographic findings and good cases including some rare ones to tickle your brain (India).
- Highly appreciate the time given to the candidate irrespective of his level of study (India).
- Excellent cases especially the plain films. Great case files (Kenya).
- Wow (Egypt).
- Excellent as usual (UAE).
- Very educative session (UK).
- Excellent. Thank you for this tutorial session. God bless the organisers (Nigeria).
- Excellent teaching platform (Pakistan).
- Excellent teaching with new concept of keeping cases for open audience (Saudi Arabia).
- Brilliant (UAE).
- Excellent (Egypt).
- Excellent patience and learning points (UK).
- Excellent and thanks! (Hong Kong).
- Brilliant (South Africa).
- Excellent teaching session (Iraq).
- Excellent explanation (Pakistan).
- Excellent exam cases and important points to remember in daily practice (Pakistan).
- Excellent explanation of the cases (UAE).
- Excellent approach (Jordan).
- Nice talk (Saudi Arabia).
- Excellent session, would like more such sessions (India).

FRCR 2B Viva (Session 23)

- Perfect (Pakistan).
- Very good work (Kenya).
- Nice collection of cases (Hong Kong).
- More than perfect (Saudi Arabia).
- Great teaching (Pakistan).
- Very good lecture (Nepal).
- Great presentation (Kenya).
- Very informative (UAE).
- Every aspect was useful (UK).
- It was a good session, with good collection (Saudi Arabia).
- Sir's style is cool (Pakistan).
- A very nice presentation (Pakistan).
- Superb session (India).
- Very nice cases (Oman).
- Case presentation was the most useful (Nigeria).
- Feedback to candidate was excellent (UAE).
- VIVA cases were brilliant (Zimbabwe).
- Practical with interesting real-life cases (UAE).
- VIVA format is good (Hong Kong).
- Interpretation of minor signs by pathophysiology was amazing (Hong Kong).
- Images and discussion of cases was excellent (Kenya).
- Explanation on how to present and differentiate similar findings by Dr Muhammad was really useful (Hong Kong).
- All aspects are great.
- Very nice cases (UAE).
- The approach to diagnosis was the most useful.
- Very good cases (Egypt).
- Good collection of radiographs (Saudi Arabia).
- "Interesting cases and approach. Well Oriented question and feedback" (Algeria).
- Nice cases (India).
- The interactive teaching method was amazing (Pakistan).
- Excellent cases (UK).
- Entire session was useful (Pakistan).
- Exposure to interesting cases (Malaysia).
- Great cases (Zambia).
- Teaching way of sir was perfect even though candidates were really starters (Pakistan).
- Great cases (UK).
- All cases were simple yet interesting (Zimbabwe).
- The x-rays were great (Kenya).
- Very interesting radiographs (Saudi Arabia).
- Amazing cases and teaching (Hong Kong).
- Very useful (Bahrain).
- Great description by sir (Pakistan).
- Very interesting x-ray cases (Saudi Arabia).
- Interactive sessions open to all candidates (South Africa).
- Excellent cases. Viva style questioning (UK).
- Hidden areas of the radiographs were very valuable (Sri Lanka).

FRCR 2B Viva (Session 23)

- Thorough explanation of every case (Pakistan).



=====XX=====XX=====